

MAKE YOUR HELIUM COMMERCE

# ***FLIGHT PLAN***



[gethelium.com](http://gethelium.com)

### January ↗

Subscriptions Sold: 1000.  
Add-ons, plug-ins cost: 0.

### April ↗

Subscriptions Sold: 4000.  
Add-ons, plug-ins cost: 0.

### July ↗

Subscriptions Sold: 7000.  
Add-ons, plug-ins cost: 0.

### October ↗

Subscriptions Sold: 10000.  
Add-ons, plug-ins cost: 0.

### January ↗

Subscriptions Sold: 13000.  
Add-ons, plug-ins cost: 0.

### February ↗

Subscriptions Sold: 2000.  
Add-ons, plug-ins cost: 0.

### May ↗

Subscriptions Sold: 5000.  
Add-ons, plug-ins cost: 0.

### August ↗

Subscriptions Sold: 8000.  
Add-ons, plug-ins cost: 0.

### November ↗

Subscriptions Sold: 11000.  
Add-ons, plug-ins cost: 0.

### February ↗

Subscriptions Sold: 12000.  
Add-ons, plug-ins cost: 0.

### March ↗

Subscriptions Sold: 3000.  
Add-ons, plug-ins cost: 0.

### June ↗

Subscriptions Sold: 6000.  
Add-ons, plug-ins cost: 0.

### September ↗

Subscriptions Sold: 9000.  
Add-ons, plug-ins cost: 0.

### December ↗

Subscriptions Sold: 12000.  
Add-ons, plug-ins cost: 0.

### March ↗

Subscriptions Sold: 13000.  
Add-ons, plug-ins cost: 0.

## **Offer Subscriptions and Memberships. No costly extra plug-ins or add-ons. Just start creating recurring revenue, today.**

**Subscriptions and Memberships are among your hottest ecommerce customer acquisition and retention opportunities.** With subscriptions, you can grow LTV (Lifetime Value). With Helium Commerce, it couldn't be easier.

Your Helium Commerce Dashboard requires no additional, costly plug-ins or add-ons. None. Other platforms skim from your monthly ROI first with a high monthly fee. Then, they force you to license an additional plug-in or add-on just to manage your Subscriptions and

Memberships. But, wasn't the price you're already paying supposed to cover that, too? Apparently not. Up goes TCO.

### **Offer all your recurring revenue opportunities quickly and easily.**

When it comes to recurring revenue visibility, nothing could be simpler and easier than Helium Commerce. With the right products and services, your recurring revenue streams can head for the ecommerce stratosphere. Create your Helium Commerce account at **gethelium.com** and get started, now!

**Growing multiple recurring revenue streams is easy at [gethelium.com](https://gethelium.com).**

# How Helium Commerce checkout elevates the shopping experience.

Helium Commerce Platform creates a very easy to use, simplified, frictionless shopping experience for your customers.

Here's how it elevates ecommerce, as its highly complementary-looking modern, sleek and simple look slides harmoniously onto the screen:

1.

## Super-simple frictionless checkout. No distractions.

While others might take credit for it today, it's documented Helium Commerce blazed the trail of checkout simplicity in 2012, to keep customers laser focused.

From confirming SSL security, items and quantities, showing applied coupons at top left, and rocketing through to the Place Order button, nothing's faster than the Helium Commerce Checkout.



The image shows a screenshot of the Helium Commerce checkout form. At the top left, there is a 'Store name' field and a 'Your Cart' link. Below the 'Store name' field is a small icon of a shopping cart with the number '1' inside, and an 'ADD COUPON' button. The form is divided into sections: 'BILLING' and 'SHIPPING'. The 'BILLING' section includes fields for 'card number', 'mm / yy', 'cvc', 'recipient name', 'zip/postal', and 'email address'. The 'SHIPPING' section includes fields for 'street address', 'city', 'state/prov', and 'country' (with 'United States' selected). A large blue arrow starts from the top left, passes through a blue circle with the number '1.' in the center, and points down to the 'Place Order' button at the bottom right. The 'Place Order' button is highlighted with a blue border. At the bottom left, there is a 'Continue Shopping' button. A small lock icon is visible next to the 'Place Order' button.

# 2.

## Personalized with your store name, loud and clear.

The very first thing the customer sees is your store name, in a crisp, modern font.

# 3.

## The Delete button, the Counter and the Add Coupon button are easy to locate and use.

All these features are vitally important to avoid frustrating customers and prospects, and cart abandonment. After all, orders completed faster equals faster revenue.

# 4.

## Omit Shipping.

If you only deliver Digital Downloads, you can easily omit the entire Shipping section. (Compare this with the previous page.)

The screenshot shows a checkout page with the following elements:

- Store name:** A label at the top left of the checkout area, highlighted by a blue circle with the number 2.
- Your Cart:** A label at the top right of the checkout area.
- Counter:** A small input field with the number 1, highlighted by a blue circle with the number 3.
- ADD COUPON:** A button below the counter, highlighted by a blue circle with the number 3.
- BILLING:** A section header for the billing information.
- card number:** A text input field for the card number, highlighted by a blue circle with the number 4.
- mm / yy:** A text input field for the month and year, highlighted by a blue circle with the number 4.
- cvc:** A text input field for the card verification code, highlighted by a blue circle with the number 4.
- recipient name:** A text input field for the recipient's name.
- zip/postal:** A text input field for the zip or postal code.
- email address:** A text input field for the email address.
- Continue Shopping:** A button at the bottom left of the checkout area.
- Place Order:** A button at the bottom right of the checkout area.



# 5.

## You're never actually holding any payment data.

Our close and long-standing relationship with Stripe® has produced a very tightly integrated SSL-secure system that only captures and holds card data at Stripe® itself. So the retailer never needs to worry about payment data exposure.

Also, Helium Commerce Platform has always served on AWS and so it has always offered the fastest, most responsive support continuity for retailers since 2012. All, with famous AWS uptime described by AWS as “at least 99.99%.”

# 6.

## No software needed.

Just go to gethelium.com and set up your account. There's no software to install. Generate your Helium Commerce ID and add it to the web pages you'd like to call the Helium Commerce Checkout on. It can also be called separately, from any URL.

The image shows a checkout page with several fields and buttons. A blue circle with the number '5.' is placed over the card number field. Another blue circle with the number '6.' is placed over the email address field. A third blue circle with the number '5.' is placed over the 'Place Order' button.

Store name Your Cart

**BILLING**

# 7.

## Proudly API-driven “headless commerce” by design since 2012.

Helium Commerce Platform launched as simply Helium in 2012 as a pioneering key innovator seeing that the future is API-driven, headless commerce architecture.

Foreseeing where monolithic cart coding design and implementation was going and how those slow, bloated solutions would never serve mobile commerce well enough, Helium’s designers conceived and built out this far leaner, smarter approach.

In wisely developing this adaptive solution decoupled from earlier code concepts, Helium Commerce pioneered API-based headless commerce. It set the standard in 2012 that was recognized only recently in the coding community for its brilliance.

That’s why you’re seeing others hurriedly scurrying to catch up, proclaiming they’re headless. Too bad they’re ten years late.

Helium Commerce has a decade headstart seeing the future and defining the path!

The image shows a checkout interface with the following elements:

- Store name** and **Your Cart** labels at the top.
- A quantity selector showing **1** with a close icon (X) on the left.
- An **ADD COUPON** button.
- A **BILLING** section header.
- Input fields for **card number**, **mm / yy**, and **cvc**.
- Input fields for **recipient name** and **zip/postal**.
- An input field for **email address**.
- A large blue circle with the number **7.** overlaid on the page.
- Buttons for **Continue Shopping**, a lock icon, and **Place Order** at the bottom.

8.

## The pressable power of The Helium Button.

Experts agree: Buttons must be enticing, inviting, identifiable, clear and obvious. Especially Call to Action (CTA) buttons! They must convey they want to be pressed. Why? Pressable says ***Take action now!***

8.

The only ecommerce with



That's why we perfected The Helium Button.

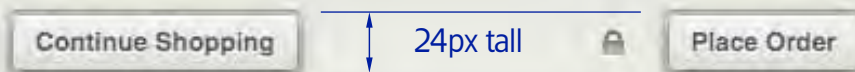
Real-looking buttons are easily seen and look immediately pressable. That alone can boost conversion rate (turning lookers into buyers). It's subconsciously accepted that when pressed, they initiate action. Such as **quickly completing a purchase.**

**Nearly half** of web sites match button color to their brand color. To complement without overpowering, The Helium Button is by default our legendary neutral gray.

Now, we're introducing even more brand compatibility: **dozens more colors!**

Our new range of 30 colors includes

The Helium Button conserves space and adds boldness, clarity and dimension to be found easily and invite immediate action.



Call to Action (CTA) buttons can be up to 50px tall or even as small as 20px tall. The Helium Button in Helium Checkout helps conserve space at just 24px tall. It appears much larger and clearer due to its distinctive shading. Beauty that compels taking action!

iridescents and semi-metallics for a truly high-end, complementary appearance.



The new, **30-color** range adds even more compelling interest!

They'll be easily downloaded from your operating Helium Commerce account dashboard, so that you can easily integrate them anywhere you can sell by displaying The Helium Button! ***Be creative!***

Position your Helium Buttons to be easily discoverable in a great-looking layout, and you can boost your results even further!

# 9. The powerful Helium Commerce dashboard.

The Helium Commerce Dashboard is clearly designed so that anyone can use it.

Think of it as your control panel on the bridge of the massive Helium Commerce rocket-powered Airship. You command the vast powers of Helium Commerce!

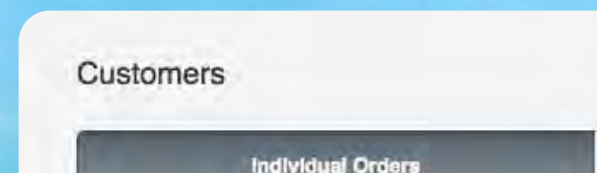
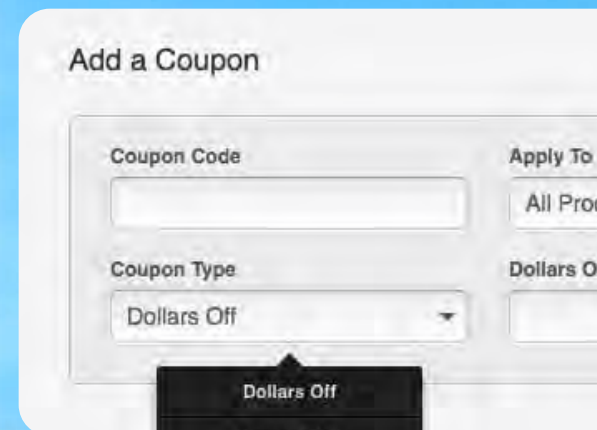
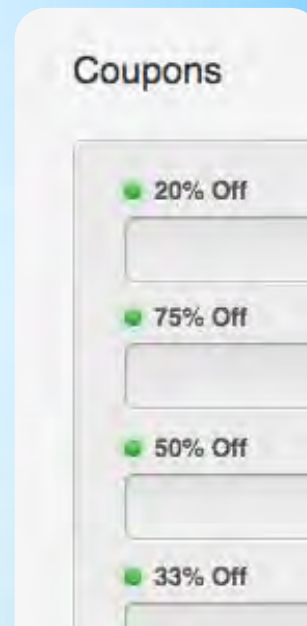
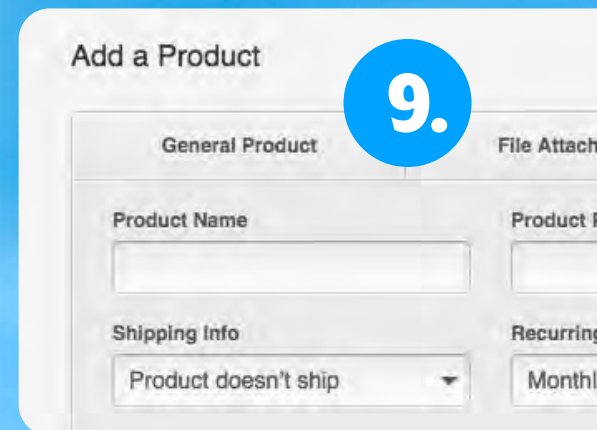
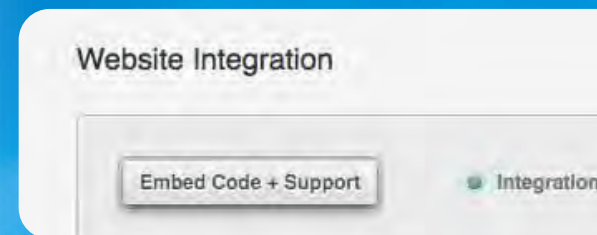
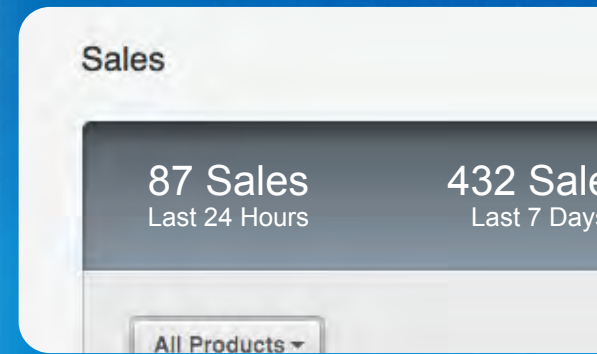
If you're a retailer that does your own site design and no coding, Helium Commerce is for you. It's so easy, everything clicks!

Get your Side Gigs going faster! Use Helium Commerce links in social ads, texts and emails. Send invoices for goods and services.

Even multiple product concept price testing is faster and easier with Helium Commerce!

Set up based on your region and the kinds of products and services you're offering. Add your skus and link a Stripe® account.

When finished testing, exit Test mode and you're 100% live. Tell the world you're now doing business with the highflying, low-cost ecommerce system: **Helium Commerce!**





# 10.

## Helium Commerce has your comprehensive Flight Plan that's very simple and low TCO.

Why Helium Commerce? Check out this list of everything we just covered. As you see, with all this power and such low TCO, it's truly highflying, low-cost ecommerce!

Take command of your ecommerce future with control of your 100% secure-hosted Helium Commerce airship dashboard!

**Go to [gethelium.com](http://gethelium.com) and sign up now!**



# HELIUM COMMERCE

PLATFORM

The only ecommerce with



### With Helium Commerce, you get all this!

- ☐ Limitless payment acceptance power!
- ☐ Subscriptions with no costly add-ons or plug-ins.
- ☐ Very low TCO (total cost of ownership).
- ☐ Higher ROI, low startup, low annual cost.
- ☐ 2% per transaction, your fee to Stripe®.
- ☐ Simple, easy, "Set it and forget it" fast.
- ☐ 100% Hosted. No software needed.
- ☐ Mobile-ready smart design.
- ☐ Truly frictionless, simplified shopping.
- ☐ Rocket-fast and super-stylish!
- ☐ Your Dashboard controls your airship!
- ☐ Helium Commerce easily hosts all your Subscriptions, Digital Downloads, Startups Entrepreneurs, Product Sales, Services Sales and Invoicing, and Art, Photo, Gallery Sales.
- ☐ Future-proof simplicity!
- ☐ Sell small items. Or really, really big items!
- ☐ Create all the exciting new revenue streams and Side Gigs that you can visualize.
- ☐ Tested and proven for the decade.
- ☐ PDF downloads can security watermark and include your IP Authentication.
- ☐ Personalized with your Store Name.
- ☐ Can omit the Shipping section.
- ☐ Never hold customer payment data.
- ☐ AWS uptime and Stripe® reliability.
- ☐ Headless for nearly a decade.
- ☐ Add Helium Checkout to your mock-ups, fast!
- ☐ Do product or service price-testing, fast!
- ☐ Very flexible and highly customizable with css.
- ☐ The pressable power of The Helium Button.
- ☐ Dozens of new Helium Button brand colors.

# 10.